













# BASEBOARD


Baseboard is always designed to accent the casing. It hides the gap between the wall and the floor and covers the gap left on the edges of wood floors that allows the boards to expand and contract.

Upgrading baseboards to a taller profile will add visual weight to the walls and have a very significant impact on the overall look of a home. Often the largest baseboards (7 to 8" high) are featured on the main floors while complimentary less expensive profiles (5 to 6" high) are chosen for upper floors and basements.




											
3/8 x 3 1/4" Colonial <b>BC 314</b>	3/8 x 3 7/8" Colonial <b>BC 378</b>	1/2 x 5 1/4" Colonial <b>BC 514</b>	9/16 x 5" Colonial <b>BC 500</b>	5/8 x 6 1/2" Traditional <b>BT 612</b> 5/8 x 8" Traditional <b>BT 800</b>	1/2 x 7 1/4" Colonial <b>BC 714</b>	3/8 x 3 7/8" Step <b>BS 378</b>	1/2 x 5 1/2" Step <b>BS 512</b>	5/8 x 7 1/4" Step <b>BS 714</b>	5/8 x 7 1/4" Bevel Step <b>BBS 714</b> 5/8 x 5 1/2" Bevel Step <b>BBS 512</b>	5/8 x 7 1/4" Provincial <b>BP 714</b> 1/2 x 5 1/4" Provincial <b>BP 514</b>	5/8 x 6 1/2" Victorian <b>BV 612</b>

1/2 x 2 1/4"  
Colonial  
**CC 214**



5/8 x 2 3/4"  
Colonial  
**CC 234**



7/8 x 2 7/8"  
Backband  
**CBB 278**



5/8 x 2 3/4"  
Step  
**CS 234**



3/4 x 3 1/2"  
Step  
**CS 312**



7/8 x 2 7/8"  
Step Backband  
**CSBB 278**




3/4 x 3 1/2"  
Colonial  
**CC 312**



3/4 x 3 1/2"  
Bevel Step  
**CBS 312**




1 1/8 x 3 1/2"  
Provincial  
**CP 312**



1 1/8 x 3 1/2"  
Step Backband  
**CSBB 312**



3/4 x 3 1/2"  
Victorian  
**CV 312**



# CASING

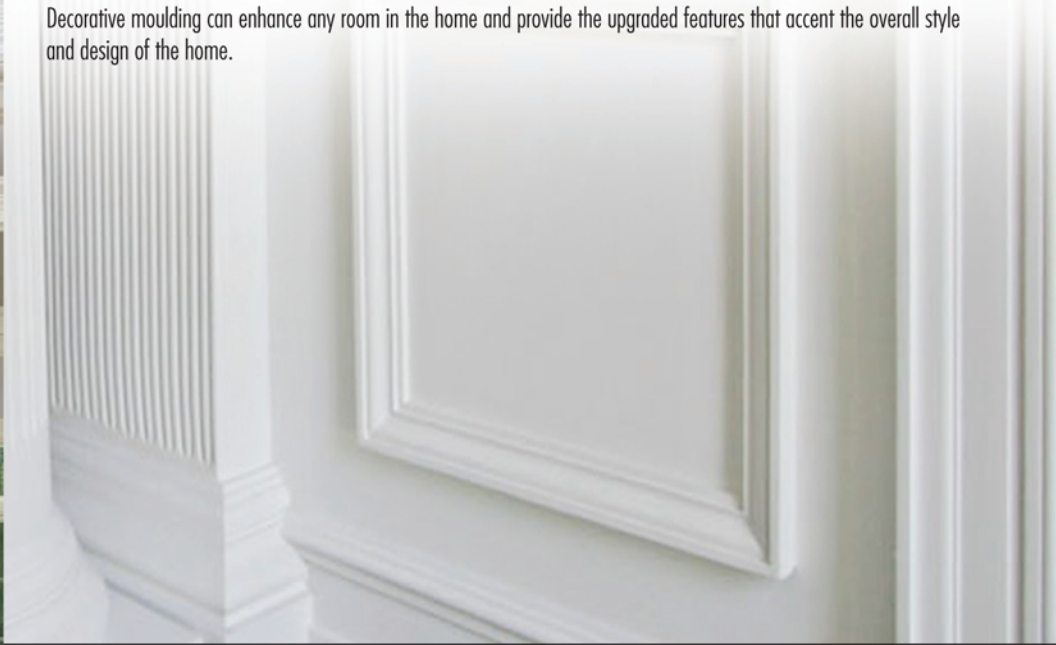
Casing is used to trim around doorways, archways, and windows and it covers the gaps between the drywall and jambs. It is one of the most visual mouldings in the home and should be carefully matched with the baseboard to maximize the impact.












A popular choice for upgrading the casing is to use a backband on the outer edge to add more depth to the moulding. In addition to a selection of backband mouldings, we offer a number of casing profiles which have the backband already integrated in the design which means you can achieve the look you want and benefit from significant savings as well!



# PANEL MOULD, CHAIR RAIL, MISCELLANEOUS DECORATIVE TRIM

Decorative moulding can enhance any room in the home and provide the upgraded features that accent the overall style and design of the home.



						
3/8 x 1 3/4" Shoe Mold <b>SM 134</b>	3/8 x 1 5/8" Shoe Mold <b>SM 158</b>	1/2 x 1 1/8" Shoe Mold <b>SM 118</b>			5/8 x 1 5/8" Panel <b>PNL 158</b>	5/8 x 1 3/4" Panel <b>PNL 134</b>
						
5/8" Backband Colonial <b>KFJ 58</b>	3/4" Backband Colonial <b>KFJ 34</b>	3/4" Backband Bevel Step <b>KBS 34</b>	1 x 3 3/4" Architrave <b>ARC 334</b>	1 1/8 x 5 1/4" Architrave <b>ARC 514</b>	5/8 x 2 1/2" Chair <b>CHR 212</b>	1 1/8 x 3 3/16" Chair <b>CHR 3316</b>

# CROWN MOULDINGS

Crown mouldings add character to any room or hallway and are often used to enhance a room without changing the casing and baseboards. Crown mouldings have profiles that project out on the ceiling and down on the wall and gives a rich finished appearance.

The size of the crown moulding is usually dictated by the height of the ceilings with higher ceilings requiring larger mouldings to achieve the similar results.



4 1/4" Colonial  
**WC 414**  
3 1/8" Colonial  
**WC 318**



5 1/4" Colonial  
**WC 514**



7" Colonial  
**WC 700**



4 5/8" Coventry  
**WCV 458**



4 1/2" Heritage  
**WHR 412**



5 1/2" Heritage  
**WHR 512**



6 1/2" Tuscan  
**WTC 612**



4 1/2" Balanced  
**WBAL 412**



6 7/8" Hampton  
**WHM 678**  
5 1/4" Hampton  
**WHM 514**



6 3/8" Balanced  
**WBAL 638**